



# Welcome Back to DENNIS

Dear Family,

As your chosen uniform provider, we want you to know that we are committed to making your uniform purchasing experience as easy as possible.

Our website, [dennisuniform.com](https://www.dennisuniform.com), is easy to navigate. Before you start shopping, check out our video tutorials! They'll familiarize you with shopping DENNIS online, and are centered around helping you order the right size the first time. We also created a media gallery on uniform fit featuring real-life students. Videos and side-by-side comparisons, along with the students' measurements, will help you see how our uniforms fit.

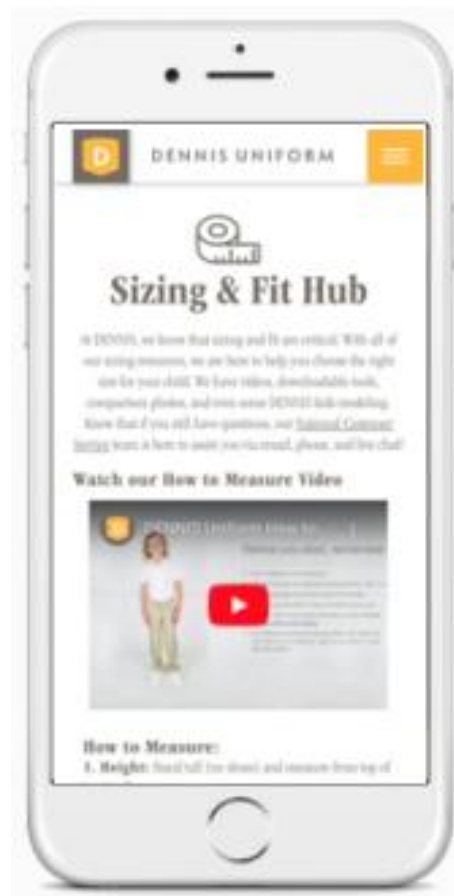
Here's a step-by-step guide to the many easy help options on our website. Keep this note handy so you can return to it to help you along the way.

## Step One:

To get started, click on the image to the right to watch a quick tutorial on how to measure your student.



No measuring tape? No problem. We've created one you can [download](#) here and print.





## Step Two:

### View the DENNIS size chart.

View the simple size chart on our website. Based on your student's measurements, you'll be able to determine both the recommended numeric size, i.e. Girls Size 8 (G8), as well as the recommended alpha size, i.e. Youth Small (YS).



## Step Three:

### If you need additional help...

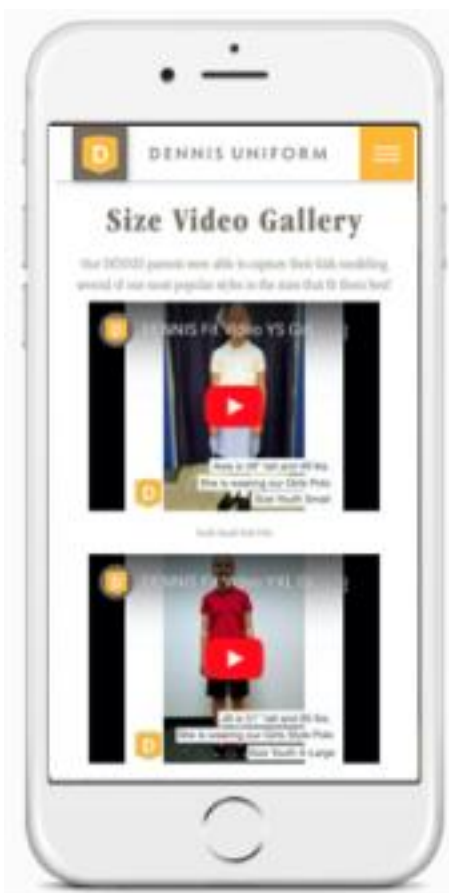
**POLO SIZING:** We created charts to show what size other families purchased in your student's grade level, using data collected from over one million polo sales. If you know how your student generally compares to other students in his or her grade, this may help indicate what size to buy. TIP: The polo size that fits your student best will also be the best-fitting size of DENNIS sweaters, sweatshirts and jackets too! These products were all designed with extra room for layering.





# Media Gallery

See how our products fit on real students! Our gallery includes photos and videos of students modeling a variety of our most popular DENNIS products. Students' height, weight and waist measurements are noted so you can compare them with your student's.



# Size Video Gallery

TIP: Look for a photo or video of a student with a similar build to yours to get the best idea of how the clothes might fit your student.



# Fit Tutorials



**OTHER SIZING HELP:** If you need more guidance, we created video tutorials on sizing for our most popular DENNIS products, including Polos, Skirts & Skorts, and Boys & Men's Bottoms. We also have tutorials to help you decide if your student should wear Slim, Regular or Husky/Plus sizes, and one on our Adjustable Waistband feature.

## For Girls:

### Girls Polo



### Skirts & Skorts



### Pants & Shorts

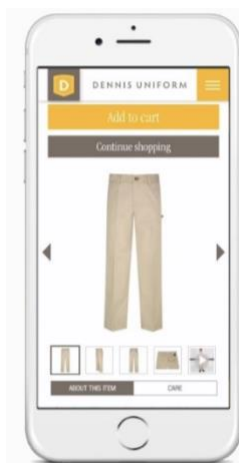


## For Boys:

### Unisex Polo



### Pants & Shorts





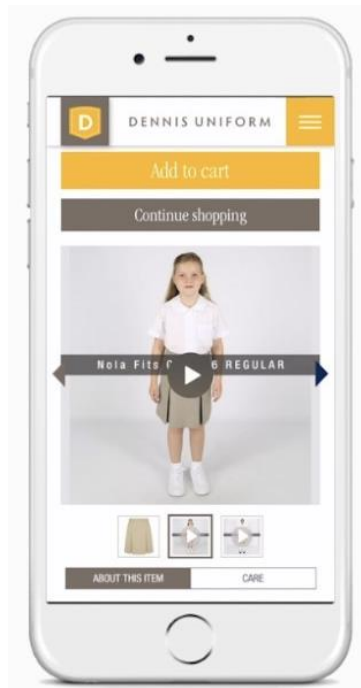
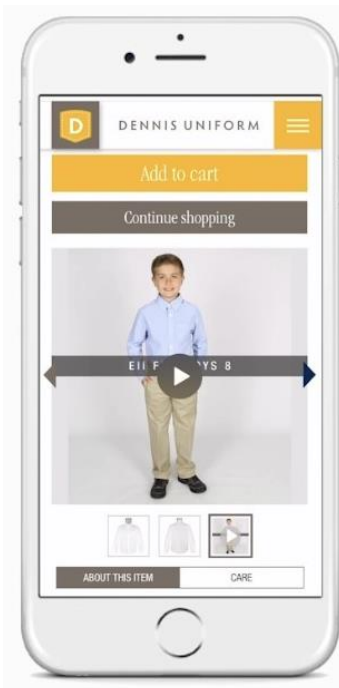
# Focused Presentations

We created tutorials designed for specific groups, which have been pre-recorded by a DENNIS representative and can be accessed anytime. We have a “DENNIS Classroom” focused on Shopping for New Students & Kindergarten/Preschool students, and another focused on Shopping for Boys & Men.



Boy's Classroom

Kindergarten Classroom





## Other Helpful Tips:

For those families new to online uniform shopping, we created a tutorial on how to navigate our website.

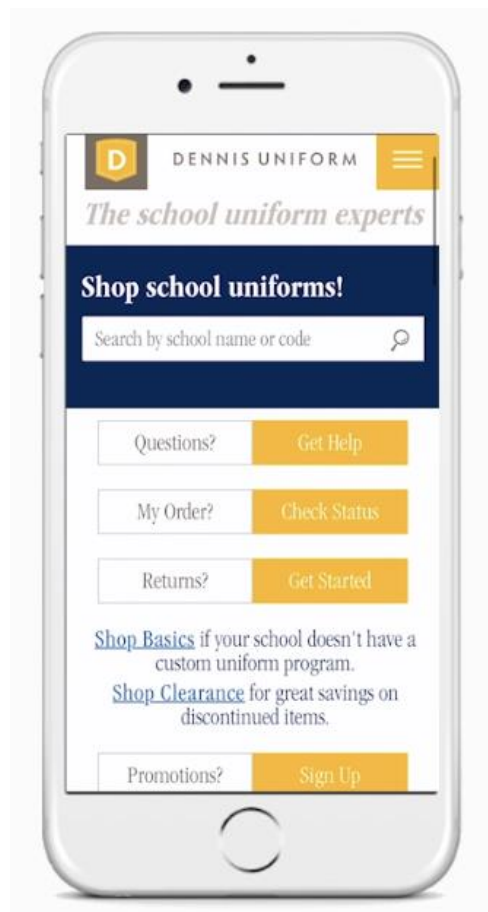


Tip: While shopping on our website, look for the chat icon in the bottom right corner where you can get answers from our customer service representatives in real time.



## FAQ's:

Most new families have similar questions about school uniform shopping, sizing, and care. Our Frequently Asked Questions (and answers!) cover the bases.





# See what our teams are up to now!



Thank you. We are proud to be your school's uniform partner.

